

The image shows three rectangular plunge tubs arranged in a descending staircase pattern in an outdoor courtyard. Each tub is filled with water and has a wooden slatted deck on top. The tubs are dark-colored with the brand name 'ODYSSEY' printed on the side. The courtyard features a light-colored stone wall, potted plants, and a paved floor.

ODYSSEY  
PLUNGE

*Built for performance,  
designed for life.*

Precision cold and heat systems for recovery, performance and daily wellbeing.



**EXTERNAL**  
900mmDIA x 1000mmH

**INTERNAL**  
820mmDIA x 870mmH

**NET WEIGHT**  
150kg

**GROSS WEIGHT**  
610kg

**PRO RANGE — ATLAS**

*The classic plunge. Refined.*

The Atlas is the purest expression of cold therapy, a round tank with an internal seat that positions your body exactly where the cold works hardest. Compact enough for any space, built to a standard that lasts decades.

316 marine-grade stainless steel liner. Cedar wood cladding. Four-stage filtration including UV and ozone. Whether it sits beside a home gym or in a professional recovery suite, it requires no apology.

**SPECIFICATIONS**

- TANK SHAPE**  
Round
- PLUNGE POSITION**  
Internal seat
- WATER VOLUME**  
~450L
- CAPACITY**  
1 person
- STEEL GRADE**  
316 Marine-Grade Stainless
- CHILLER COMPATIBLE**  
Pro
- FILTRATION**  
UV, Ozone, Particle Filter, Pre-filter



*"For those who prefer a seated position, with cold focused precisely around the core"*

## PRO RANGE — FORGE

# Room for one. Or two.

The Forge is an oval flat-bottom tank, generous enough to plunge side by side, precise enough to feel built for you alone. Full-body stretch is available here. No internal seat restricts movement; the flat base gives you the position you choose.

Commercial-grade in every material. 316 marine-grade stainless, four-stage filtration, and a form factor that sits as naturally in a gym as it does in a garden.

### SPECIFICATIONS

#### TANK SHAPE

Oval, flat-bottom

#### CAPACITY

1–2 people

#### WATER VOLUME

~500L

#### CHILLER COMPATIBLE

Pro


#### STEEL GRADE

316 Marine-Grade Stainless

#### FILTRATION

UV, Ozone, Particle Filter, Pre-filter

For facilities running consecutive sessions, the Forge's four-stage filtration system maintains water clarity and hygiene between users without manual intervention.



## PRO RANGE — TITAN

# Engineered for continuous use.

The Titan is a rectangular tank built with one thing in mind: performance under load. Where other systems degrade with daily use, the Titan is designed around it. Marine-grade steel, continuous-cycle filtration, and a footprint that integrates cleanly into any professional setting.

Gyms, recovery studios, sports clubs, the Titan is the workhorse of the Pro Range. Flat-bottom rectangular design for unrestricted immersion. Comfortable for 1–2 users. Always ready.



### SPECIFICATIONS

**TANK SHAPE**  
Rectangular, flat-bottom

**WATER VOLUME**  
~500L

**CAPACITY**  
1–2 people

**CHILLER COMPATIBLE**  
Pro

**STEEL GRADE**  
316 Marine-Grade Stainless

**FILTRATION**  
UV, Ozone, Particle Filter,  
Pre-filter, Surface Skimmer

For facilities running consecutive sessions, the Titan's five-stage filtration system maintains water clarity and hygiene between users without manual intervention.

## APEX RANGE — SUMMIT

# Nothing above this.

The Summit is our flagship, a large-format rectangular tank with integrated seating, ~900L capacity, and a finish that belongs in five-star hospitality. Designed for environments where presentation matters as much as performance.

With the Apex Chiller, the Summit reaches target temperature and holds it precisely, regardless of ambient conditions. Five-stage filtration runs continuously. Up to two users at a time.

If you are building a recovery facility, a high-end spa, or a residence where the cold plunge is the centrepiece — this is the specification.

### SPECIFICATIONS

**TANK SHAPE**  
Rectangular

**WATER VOLUME**  
~900L

**STEEL GRADE**  
316 Marine-Grade Stainless

**FILTRATION**  
UV, Ozone, Particle Filter, Pre-filter, Surface Skimmer

**SEATING**  
Integrated & removable

**CAPACITY**  
1–2 people

**CHILLER COMPATIBLE**  
Apex



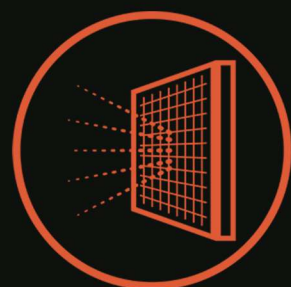
The Summit is optimised for use with the Apex Chiller in high-demand commercial environments, where water volume and continuous throughput are critical.



**FOUR-STAGE FILTRATION (ATLAS & FORGE) & FIVE-STAGE FILTRATION (TITAN & SUMMIT)**

*Water you can trust. Every session.*

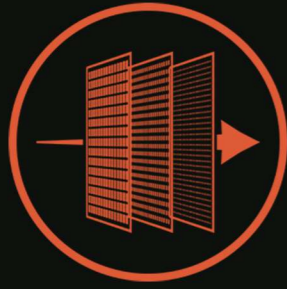
Every Pro and Apex Range ice bath features a fully integrated filtration system, with four-stage filtration for the Atlas and Forge models, and an enhanced five-stage system for the Titan and Summit. It runs automatically, requires minimal maintenance, and keeps water safe between sessions, with or without chemical sanitiser additives.



**Filter 1 — Pre-filter**

*Protecting the system downstream.*

The pre-filter captures larger particles before they reach the finer filtration stages: hair, fibres, and visible sediment. This extends the lifespan of downstream components and maintains flow rate across the whole system. It is the easiest filter to clean and the most frequently serviced.



## Filter 2 — Particle Filter

### *Sub-micron clarity.*

The particle filter captures microscopic matter that passes the pre-filter. Fine sediment, skin cells, and suspended organic particles that would otherwise cloud the water. The result is visibly clear water maintained between changes. In combination with UV and ozone, the particle filter completes the chemical-free purification loop.

---



## Filter 3 — UV Filtration

### *The first line of defence.*

Ultraviolet light destroys the DNA of bacteria, viruses, and algae. Killing microorganisms without adding any chemistry to the water. UV filtration is safe, silent, and effective against pathogens that chlorine can miss at low concentrations. It runs continuously through the circulation cycle, treating every litre of water multiple times per day.

---



## Filter 4 — Ozone

### *Active oxidation. Nothing survives.*

Ozone (O<sub>3</sub>) is one of the most effective sanitisers known, approximately 3,000 times more powerful than chlorine at eliminating bacteria. It is generated internally and injected into the water, where it oxidises organic material, destroys cell walls of microorganisms, and breaks down to pure oxygen. No byproducts, no chemical smell, no skin irritation. After treatment, it simply becomes O<sub>2</sub>.

---



## Filter 5 — Surface Skimmer



### *Clean at the top.*

Oils, biofilm, and organic matter accumulate at the waterline, the most biologically active zone of any water body. The surface skimmer continuously draws water from the surface, removing this layer before it can distribute through the tank. In multi-user commercial settings, the skimmer has an outsized impact on water quality and presentation.

ODYSSEY CHILLER SYSTEM

*Precision temperature. Year-round.*

Both the Pro and Apex Chillers connect directly to your Odyssey ice bath and maintain your chosen temperature automatically. The system heats or cools on demand, meaning your bath is ready to use 24 hours a day, regardless of season or ambient temperature.

FEATURE		
RECOMMENDED FOR	Atlas, Forge, Titan	Summit
POWER SUPPLY	230V / 1N~ / 50Hz	230V / 1N~ / 50Hz
RATED HEATING CAPACITY	5 kW	6.5 kW
HEATING INPUT POWER	1.05 kW	1.4 kW
RATED COOLING CAPACITY	3 kW	4 kW
COOLING INPUT POWER	1.10 kW	1.5 kW

	6A	12A
<b>MAX. INPUT CURRENT</b>		
<b>REFRIGERANT</b>	R410A — 500g	R410A — 900g
<b>MAX. WATER SIDE PRESSURE</b>	0.5 MPa	0.5 MPa
<b>MAX. REFRIGERANT PRESSURE</b>	4.2 MPa	4.2 MPa
<b>WATER FLOW RATE</b>	2.1 m <sup>3</sup> /h	2.8 m <sup>3</sup> /h
<b>WATER SIDE PRESSURE LOSS</b>	< 31 kPa	< 31 kPa
<b>PROTECTION GRADE</b>	IPX4	IPX4
<b>NOISE LEVEL</b>	53 dB(A)	55 dB(A)
<b>NET WEIGHT</b>	48 kg	54 kg

### 01 IPX4 RATED

Both units are splash and suitable for indoor or sheltered outdoor installation.

### 02 R410A REFRIGERANT

A widely available, efficiently phased refrigerant with low global-warming potential relative to older systems.

### 03 HEAT PUMP EFFICIENCY

Both chillers operate as heat pumps, meaning they move heat rather than generating it. The Pro Chiller delivers 5 kW of heating from just 1.05 kW of electrical input, an effective COP of ~4.8.

## AFTERCARE

# *We don't stop at installation.*

Every Odyssey system is built to last. Maintained properly, it will perform for decades. Our aftercare options are designed for different ownership models. From occasional home use to daily commercial operation.

### Tier 1 — Essential

*For home users who want peace of mind.*

A scheduled annual service from our trained technicians. We inspect, clean, and certify your system, so you know it's operating safely and efficiently.

#### What's included:

- Annual on-site service visit.
- Full filter inspection and replacement where required.
- Chiller performance check and refrigerant pressure test.
- Water quality assessment and dosing advice.
- System certification and service record update
- Priority phone and email support for 12 months.

### Tier 2 — Professional

*For commercial operators with regular throughput.*

Twice-yearly servicing plus remote monitoring support. Designed for gyms, spas, and wellness facilities where downtime is not acceptable.

#### What's included:

- Two on-site service visits per year (6-month intervals).
- Filter replacement at every visit.
- Chiller deep-clean and refrigerant check.
- Water quality testing and log.
- Electrical safety inspection.
- Remote diagnostics support between visits.
- Priority call-out response.
- Loaner filter components if required during service.

### Tier 3 — Elite

*For flagship installations and multi-unit facilities.*

Comprehensive cover for high-value or multi-unit commercial environments. Quarterly visits, guaranteed response times, and dedicated account management.

#### What's included:

- Four on-site service visits per year (quarterly)
- Full consumables supply included (filters, UV lamps, ozone components).
- Chiller manufacturer-aligned service schedule.
- Dedicated account manager and direct technical line.
- Guaranteed 48-hour call-out response (UK mainland).
- Annual water hygiene report for regulatory/compliance purposes.
- Multi-unit discounts available.

All maintenance plans include access to genuine Odyssey replacement parts. Ad-hoc service visits are also available without a plan. Contact the team for availability and lead times.



*Ready to specify?*

Our team works with architects, interior designers, facility managers, and private clients across the UK and internationally. We handle everything from product selection to professional installation and ongoing aftercare.

[sales@odysseyplunge.com](mailto:sales@odysseyplunge.com)

[odysseyplunge.com](https://odysseyplunge.com)

*Built to last. Built to perform.*